









HOW TO HELP YOUR CHILD PREPARE FOR A RECITAL

So your child has been playing an instrument for sometime now and one day the teacher announces that there will be a recital to showcase all the students' progress. After all the excitement, it dawns on you that you only have a short amount of time to prepare your child. Suddenly excitement can turn into agony. Your child's first recital can be nerve-wracking, not only for the child, sometimes for you too. Some parents get overly excited undermining that this performance has more impact to their child more than them. **Here are some of the things to remember when preparing your child on his/her first recital:**

-  **TALK TO YOUR CHILD.** Ask your child if they would like to participate. Don't decide for your child without asking his or her opinion. Remember, they have a mind of their own.
-  **CONTINUE TO SUPPORT YOUR CHILD.** Let them know that being nervous is a normal reaction and that everyone, even grown-ups, feel it when they have to do a recital.
-  **LISTEN** to what your child has to share with you and address his concerns in a kind and respectful way.
-  **HELP CHOOSE YOUR CHILD'S MUSIC PIECE.** Help them choose the music for the recital or they can pick what they like to play. Make sure you let the teacher know, so that the music piece will be mastered during lesson times.
-  **ENCOURAGE THEM TO PRACTICE DAILY.** Daily practice can help your child gain confidence as he or she will get more comfortable with their piece.
-  **HELP YOUR CHILD CHOOSE WHAT TO WEAR.** Assist your child in picking out the clothes they will wear for the recital ahead of time. That way, they have one less thing to worry about on the day of the recital.
-  **REMIND YOUR CHILD TO RELAX,** not to worry and just enjoy playing their favorite piece.
-  **REWARD YOUR CHILD.** Reward him or her after the recital whether they make a mistake or not. Let them know you appreciate the effort and bravery he or she had put on for the recital.